


# Copilot + PC



# The NPU

## What is it?


The Neural Processing Unit (NPU) is a third processor in the computer designed to process large amounts of data in parallel, performing trillions of operations per second. It excels at providing lightning fast, high bandwidth AI in real-time and frees your CPU and GPU up for other tasks

## Why is it important?

NPUs are built for intensive workloads that otherwise would deplete CPU and GPU performance. This uniquely enables us to offload our Copilot+ AI features to the NPU without sacrificing overall performance, battery life, or thermals of the device.

## How does it work?

NPU performance is measured by TOPS, or trillions of operations per second. Copilot+ PCs have 40+ TOPs, making them the most powerful NPUs on the market with remarkable efficiency in handling AI tasks. This is particularly crucial for a notebook PC running on battery.



# Copilot+ PC exclusive Windows 11 AI Features



## Cocreator

Create images in Paint through two inputs: drawing and text prompt to cocreate with your device.



## Image Creator

Generate a series of customized images from descriptive text prompts.



## Restyle Image

Apply artistic styles to existing photos with AI-powered edits.



## Live Captions

Instantly translate any live or pre-recorded video in any app or video platform from 44 languages into English.



## Windows Studio Effects

### New Windows Studio Effects features:

- Creative filters
- Portrait light

### Including improvements across:

- Eye contact: teleprompter
- Portrait blur
- Voice focus
- Access in Quick settings



## Recall (preview)

Find things you've seen on your device by using semantic search with a few descriptive clues you remember.

Scroll timeline to find previous snapshots and use screenray helps you discover and do your next step.

You remain in control of your data. Pause, delete, or change your privacy settings at any time.



# Cocreator

## What's new?

With real-time generative AI, you can sketch with your mouse or touchscreen and simultaneously use text prompts to create AI-generated images. Now with Ink Anywhere, you can also use your pen and touchscreen to hand-write your prompts anywhere on the screen where you can type, and it will convert it to text<sup>1</sup>. With no token limits and wait times, it makes iterating and editing a breeze.

## Why use it?

Light your spark. Everyone has an imagination and an ability to be an artist. Describe and draw your vision with text and image prompts and watch Cocreator generate an interpretation of it.


## When can I find it?

Cocreator will be available only on Copilot+ PCs (generally available from June 18) and requires installation of the latest Windows Updates.

## Where to find it?

In the Paint app, click the Cocreator icon in the top right half of the ribbon display. This will open the Cocreator pane on the right-hand side of the app, where you can begin prompting. After you've gotten your resulting image, use the creativity slider on the right-hand side to make adjustments.

<sup>1</sup>Optimized for English text prompts



# Image Creator and Restyle Image

## What's new?

**Image Creator:** Transform text prompts<sup>1</sup> into a series of customized, images. Designed to boost creativity and inspiration, it allows users to generate 20 images from a single prompt.

**Restyle Image:** Transform photos into various artistic styles with preset options or get creative with custom user text prompts<sup>1</sup>. Includes a "Creativity" slider to adjust how much the style should be applied, allowing for subtle enhancements or dramatic transformations.

## Why use it?

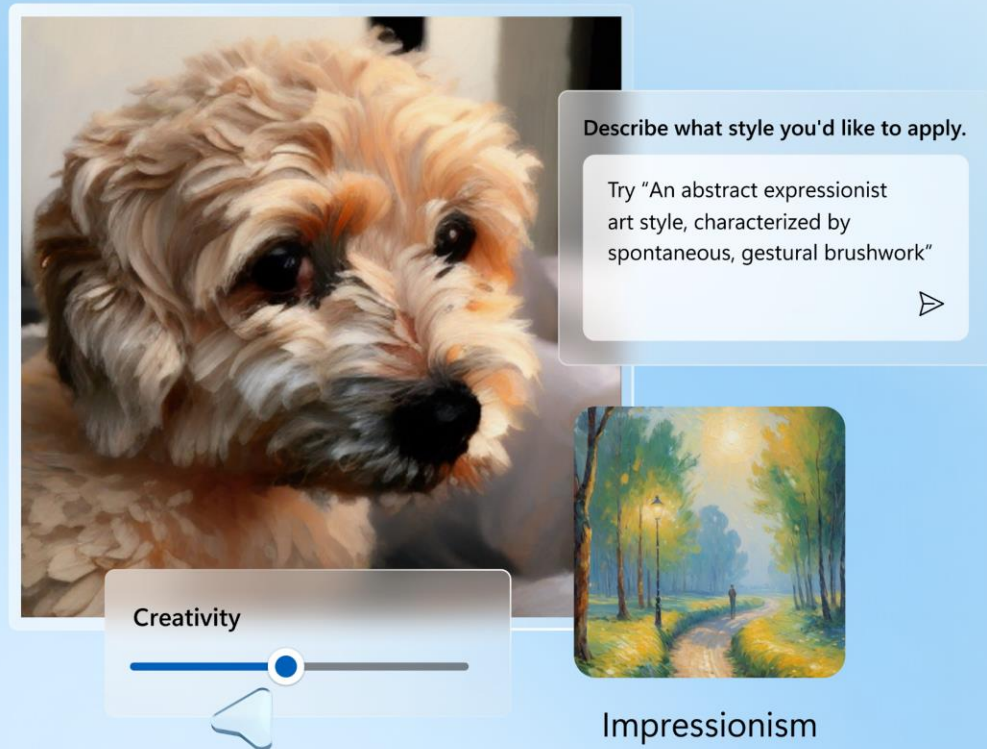
Both features are perfect for generating visual content, whether creating new images from text prompts or enhancing photos with artistic flair. They help visualize ideas, enhance storytelling, and inspire creativity. Ideal for creative projects, social media posts, digital art, and other creative endeavors. The "Creativity" slider allows users to control the intensity and detail of styles, offering flexibility to achieve the desired effect.

## When can I find it?

Image Creator and Restyle Image will be available only on Copilot+ PCs (generally available from June 18) and requires installation of the latest Windows Updates.

## Where to find it?

In Photos app you will find Image Creator in the left menu box to create new images from scratch. To use Restyle Image, open a photo and select the "edit" button to then select AI to restyle your image with text prompts or presets.



<sup>1</sup>Optimized for English text prompts

Chinese

Portuguese

French

Polish

Spanish

to English

German

Turkish

Russian

Japanese

# Live Captions

## What's new?

Live Captions now offer instant real-time translations from 44 languages into English and works across any video or audio call, helping you stay connected with others when it matters most<sup>1</sup>.

## Why use it?

When you never miss a word, you never miss a beat. Like the conversation in your video calls. Or the dialogue in your movies. If there are spoken words, live captions can turn them into English subtitles in real time on your screen.

## When can I find it?

Live Captions will be available only on Copilot+ PCs (generally available from June 18) and requires installation of the latest Windows Updates.

## Where to find it?

Open Quick Settings to locate the live captions toggle and turn it on. If video or audio is played on your device in one of the 44 languages, Live Captions will automatically offer translations. This feature can also be used by turning on the microphone on your device for translations of live conversations.

<sup>1</sup>Currently supports translation for video and audio subtitles into English from 40+ languages. See [\[aka.ms/copilotpluspcs\]](https://aka.ms/copilotpluspcs).

# Windows Studio Effects

## What's new?

Copilot+ PCs come with new and enhanced experiences for audio and video effects, including:

- Creative filters offer three styles: illustrated, animated, and watercolor that enable you to express yourself artistically.
- Portrait light adjusts the lighting to give you a natural appearance and ensure you're always visible in a video call.
- Eye contact: teleprompter helps you maintain eye contact even when you're not looking at the camera and reading content, even your talk track, on your screen.
- Portrait blur is enhanced with matting so that your blurred background is crisply outlined around you.
- Voice focus is enhanced with deep echo cancellation reduces background noise so only the sound you want shared is captured.

## Why use it?

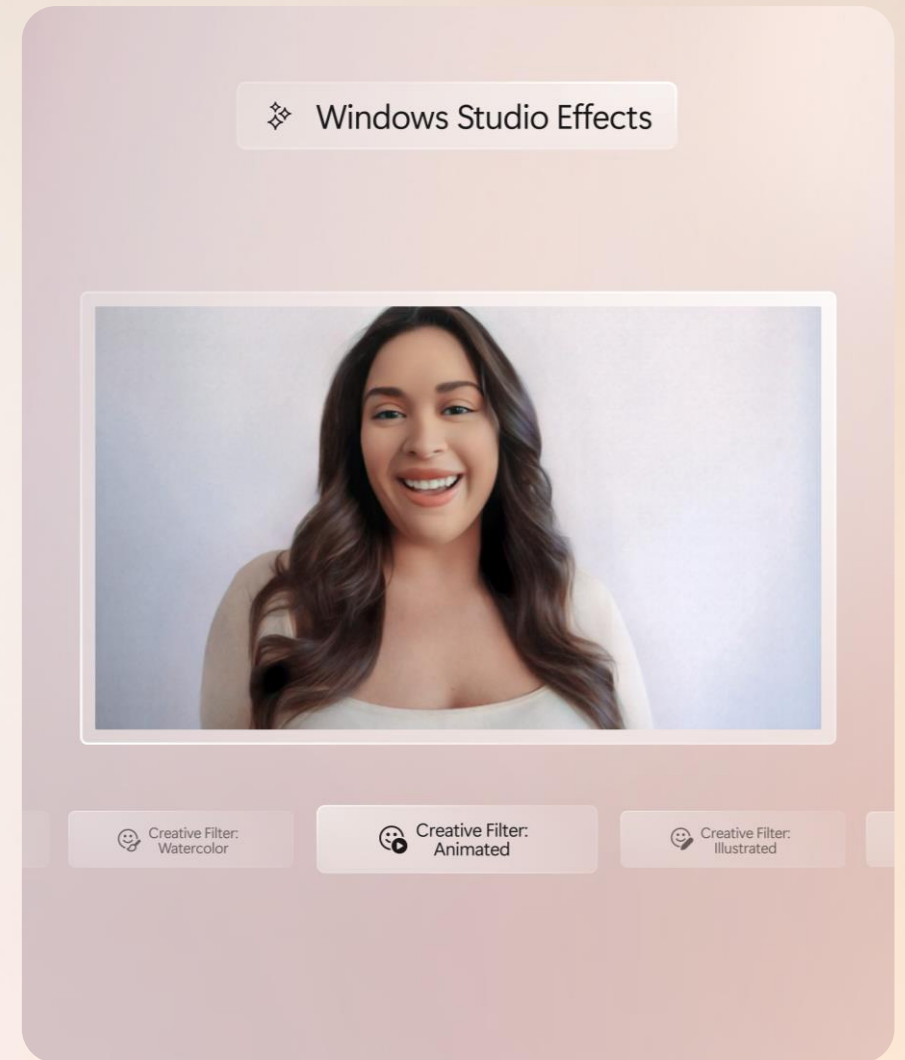
No need for extra lights, expensive lenses, or sound-proof rooms. Built to automatically improve lighting and cancels noises during video calls—perfect for when presentation matters.

## When can I find it?

New and enhanced features to Windows Studio Effects will be available only on Copilot+ PCs (generally available from June 18) and requires installation of the latest Windows Updates.

## Where to find it?

Once an effect is turned on in Quick Settings, they'll automatically be applied to any video or audio platform you're using, and there is no work required for the app maker.





# Recall

## What's new?

Recall is a preview experience, is coming soon, and will be available first in the Windows Insider Program (WIP). Recall helps you quickly find things you have seen on your PC – documents, images, websites, IMs, email, apps, and more<sup>1</sup>. Just scroll your timeline or select the search box in Recall and describe something you've seen or done with semantic search, and snapshots of those moments will be discoverable by text or image. In addition to looking back in time, you can use screenray to analyze the snapshot for suggested steps forward such as copying or sending an email. You remain in control of your data. Pause, delete, or change your privacy settings at any time. For Recall to save your snapshots, you need to opt in to the experience. You can do this by clicking "save snapshots" in the out of box experience during device set up or by navigating to the Settings application at any time after.

## Why use it?

Searching for a document, email or web page on your PC can be time-consuming. Now you can just describe how you remember something and Recall will find it. Microsoft provides many built-in security features from the chip to the cloud to protect Recall content

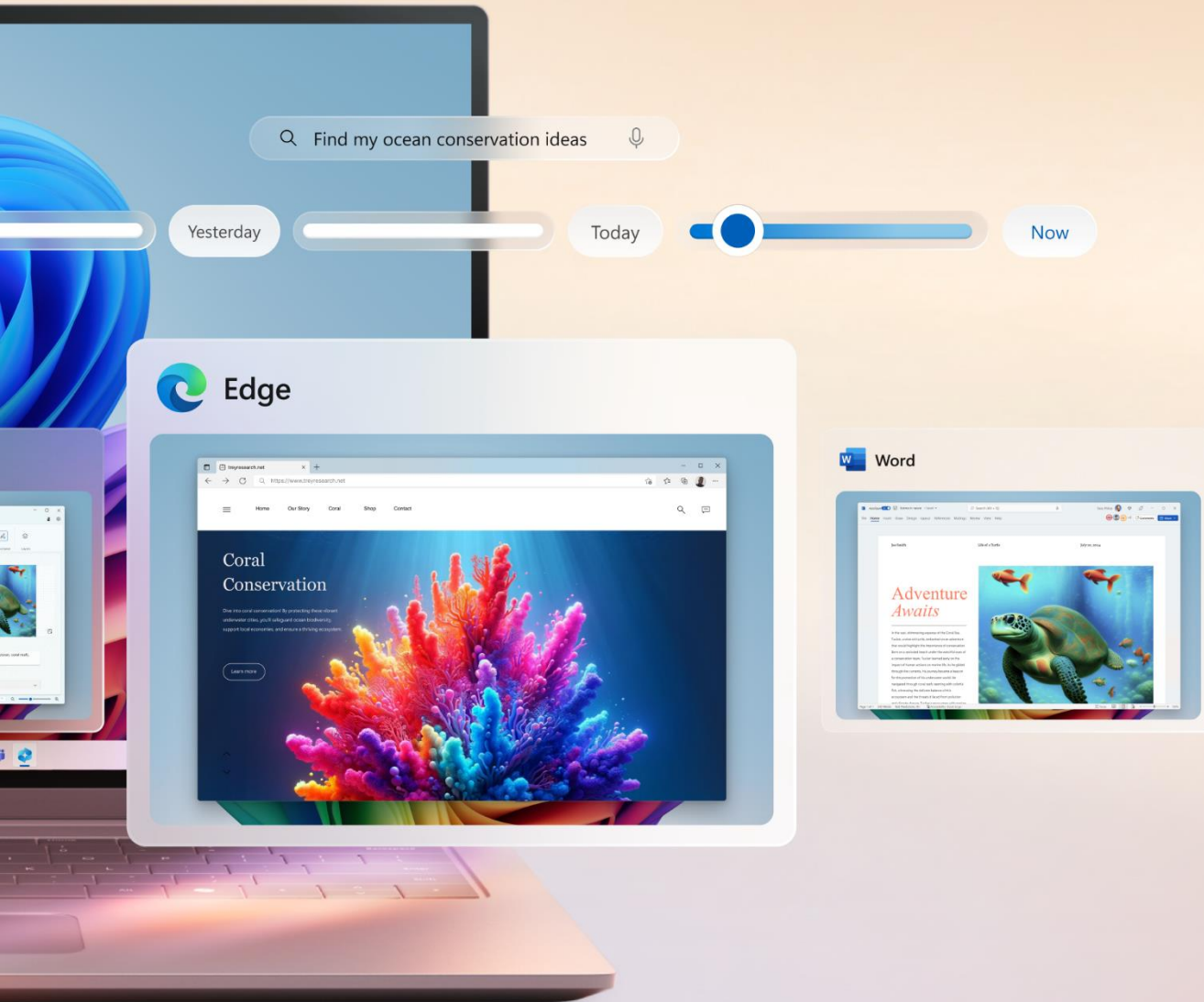
## When can I find it?

Recall (preview) will be available first in the Windows Insider Program (WIP) in the coming weeks. It will be available only on Copilot+ PCs and requires installation of the latest Windows Updates and opt-in consent during device setup to have Recall save snapshots. Windows Hello enrollment is also required to enable Recall.

## Where to find it?

After installing the latest Windows 11 update, customers will find the Recall icon on their taskbar and in system tray.

<sup>1</sup>Optimized for select languages (English, Chinese (simplified), French, German, Japanese, and Spanish.) Content-based and storage limitations apply. See [\[https://aka.ms/copilotpluspcs\]](https://aka.ms/copilotpluspcs).







**Copilot + PC**